

Veritas InfoScale™ What's New Guide

Windows

7.0

Veritas InfoScale™ What's New Guide

The software described in this book is furnished under a license agreement and may be used only in accordance with the terms of the agreement.

Product version: 7.0

Document version: 7.0 Rev 0

Legal Notice

Copyright © 2015 Symantec Corporation. All rights reserved.

Symantec, the Symantec Logo, the Checkmark Logo, Veritas, the Veritas Logo, InfoScale, CommandCentral, NetBackup, Enterprise Vault, and LiveUpdate are trademarks or registered trademarks of Symantec Corporation or its affiliates in the U.S. and other countries. Other names may be trademarks of their respective owners.

This Symantec product may contain third party software for which Symantec is required to provide attribution to the third party ("Third Party Programs"). Some of the Third Party Programs are available under open source or free software licenses. The License Agreement accompanying the Software does not alter any rights or obligations you may have under those open source or free software licenses. See the Third-party Legal Notices document for this product, which is available online or included in the base release media.

The product described in this document is distributed under licenses restricting its use, copying, distribution, and decompilation/reverse engineering. No part of this document may be reproduced in any form by any means without prior written authorization of Symantec Corporation and its licensors, if any.

THE DOCUMENTATION IS PROVIDED "AS IS" AND ALL EXPRESS OR IMPLIED CONDITIONS, REPRESENTATIONS AND WARRANTIES, INCLUDING ANY IMPLIED WARRANTY OF MERCHANTABILITY, FITNESS FOR A PARTICULAR PURPOSE OR NON-INFRINGEMENT, ARE DISCLAIMED, EXCEPT TO THE EXTENT THAT SUCH DISCLAIMERS ARE HELD TO BE LEGALLY INVALID. SYMANTEC CORPORATION SHALL NOT BE LIABLE FOR INCIDENTAL OR CONSEQUENTIAL DAMAGES IN CONNECTION WITH THE FURNISHING, PERFORMANCE, OR USE OF THIS DOCUMENTATION. THE INFORMATION CONTAINED IN THIS DOCUMENTATION IS SUBJECT TO CHANGE WITHOUT NOTICE.

The Licensed Software and Documentation are deemed to be commercial computer software as defined in FAR 12.212 and subject to restricted rights as defined in FAR Section 52.227-19 "Commercial Computer Software - Restricted Rights" and DFARS 227.7202, "Rights in Commercial Computer Software or Commercial Computer Software Documentation", as applicable, and any successor regulations. Any use, modification, reproduction release, performance, display or disclosure of the Licensed Software and Documentation by the U.S. Government shall be solely in accordance with the terms of this Agreement.

Symantec Corporation
350 Ellis Street
Mountain View, CA 94043

<http://www.symantec.com>

Technical Support

Symantec Technical Support maintains support centers globally. Technical Support's primary role is to respond to specific queries about product features and functionality. The Technical Support group also creates content for our online Knowledge Base. The Technical Support group works collaboratively with the other functional areas within Symantec to answer your questions in a timely fashion. For example, the Technical Support group works with Product Engineering and Symantec Security Response to provide alerting services and virus definition updates.

Symantec's support offerings include the following:

- A range of support options that give you the flexibility to select the right amount of service for any size organization
- Telephone and/or Web-based support that provides rapid response and up-to-the-minute information
- Upgrade assurance that delivers software upgrades
- Global support purchased on a regional business hours or 24 hours a day, 7 days a week basis
- Premium service offerings that include Account Management Services

For information about Symantec's support offerings, you can visit our website at the following URL:

www.symantec.com/business/support/index.jsp

All support services will be delivered in accordance with your support agreement and the then-current enterprise technical support policy.

Contacting Technical Support

Customers with a current support agreement may access Technical Support information at the following URL:

www.symantec.com/business/support/contact_techsupp_static.jsp

Before contacting Technical Support, make sure you have satisfied the system requirements that are listed in your product documentation. Also, you should be at the computer on which the problem occurred, in case it is necessary to replicate the problem.

When you contact Technical Support, please have the following information available:

- Product release level
- Hardware information

- Available memory, disk space, and NIC information
- Operating system
- Version and patch level
- Network topology
- Router, gateway, and IP address information
- Problem description:
 - Error messages and log files
 - Troubleshooting that was performed before contacting Symantec
 - Recent software configuration changes and network changes

Licensing and registration

If your Symantec product requires registration or a license key, access our technical support Web page at the following URL:

www.symantec.com/business/support/

Customer service

Customer service information is available at the following URL:

www.symantec.com/business/support/

Customer Service is available to assist with non-technical questions, such as the following types of issues:

- Questions regarding product licensing or serialization
- Product registration updates, such as address or name changes
- General product information (features, language availability, local dealers)
- Latest information about product updates and upgrades
- Information about upgrade assurance and support contracts
- Information about the Symantec Buying Programs
- Advice about Symantec's technical support options
- Nontechnical presales questions
- Issues that are related to CD-ROMs or manuals

Support agreement resources

If you want to contact Symantec regarding an existing support agreement, please contact the support agreement administration team for your region as follows:

Asia-Pacific and Japan	customercare_apj@symantec.com
Europe, Middle-East, and Africa	semea@symantec.com
North America and Latin America	supportsolutions@symantec.com

About Symantec Connect

Symantec Connect is the peer-to-peer technical community site for Symantec's enterprise customers. Participants can connect and share information with other product users, including creating forum posts, articles, videos, downloads, blogs and suggesting ideas, as well as interact with Symantec product teams and Technical Support. Content is rated by the community, and members receive reward points for their contributions.

<http://www.symantec.com/connect/storage-management>

Documentation

Your feedback on product documentation is important to us. Send suggestions for improvements and reports on errors or omissions. Include the title and document version (located on the second page), and chapter and section titles of the text on which you are reporting. Send feedback to:

doc_feedback@symantec.com

For information regarding the latest HOWTO articles, documentation updates, or to ask a question regarding product documentation, visit the Storage and Clustering Documentation forum on Symantec Connect.

<https://www-secure.symantec.com/connect/storage-management/forums/storage-and-clustering-documentation>

What's new in this release of Veritas InfoScale

This document includes the following topics:

- [About this document](#)
- [New features and changes in this release](#)

About this document

The Veritas InfoScale products are used for enterprise data management and protection, high availability, and disaster recovery. This document describes the new features, enhancements, and changes that are introduced in the 7.0 release of the Veritas InfoScale products.

The following documents provide further information that is common to all the InfoScale products:

- Veritas InfoScale Getting Started Guide
- Veritas InfoScale Release Notes
- Veritas InfoScale Installation and Upgrade Guide

For information about the InfoScale product components and their capabilities, refer to the corresponding administrator's guides and agent guides.

For information about configuring and administering your applications with the InfoScale products, refer to the application-specific implementation guides and solutions guides.

New features and changes in this release

This section describes the new features and changes that are introduced in this release.

Simplified product packaging

The following products from Symantec Storage Foundation and High Availability Solutions are rebranded and repackaged under the Veritas InfoScale family:

- Storage Foundation (SFW)
- Storage Foundation and High Availability Solutions (SFW HA)
- Cluster Server (VCS)
- Dynamic Multi-Pathing for Windows (DMPW)

The Veritas InfoScale family consists of the following products:

- Veritas InfoScale Foundation
- Veritas InfoScale Availability
- Veritas InfoScale Storage
- Veritas InfoScale Enterprise

The following figure depicts the product packaging changes.

Figure 1-1 Product packaging changes

The following table depicts the existing-to-new product correlation.

Table 1-1 Existing-to-new product correlation

Existing product	New product
SFW Basic	Veritas InfoScale Foundation
VCS	Veritas InfoScale Availability
SFW	Veritas InfoScale Storage
SFW HA	Veritas InfoScale Enterprise

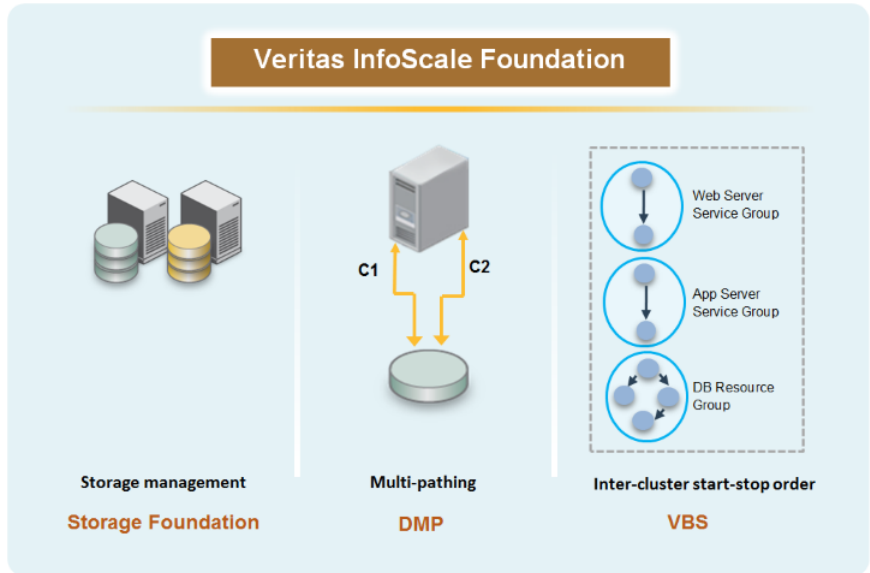
As a result of repackaging, the following changes apply:

- DMPW and VBS are not available as separate products. These products are now included in the InfoScale products.
Refer to the figures that are provided further in this section to know about the components that each InfoScale product offers.
- The following product options are not available as user-selectable options during the product installation.
 - FlashSnap
 - Replace Disk Management Snap-in with SFW VEA GUI
 - Volume Replicator (VVR)
 - Fast failover
 - Global Cluster Option
All these features are now available by default with the concerned InfoScale product.
See [“Changes to the user-selectable product installation options”](#) on page 15.
- Unlike SFW Basic, InfoScale Foundation does not limit the number of volumes that can be configured on a disk group.
- The Symantec High Availability Console remains as an independent component and is not available with any of the InfoScale product. To install Console, its installation package must be downloaded separately.
See [“Changes to the packaging of Symantec High Availability Console”](#) on page 17.

The following figures depict the components that each InfoScale product offers:

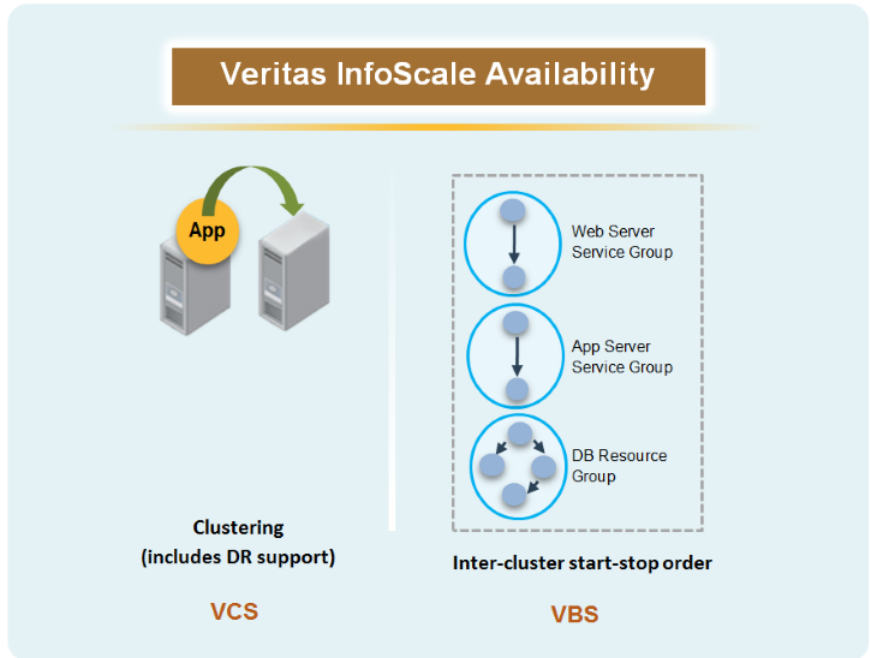
Veritas InfoScale Foundation

Figure 1-2 Veritas InfoScale Foundation components



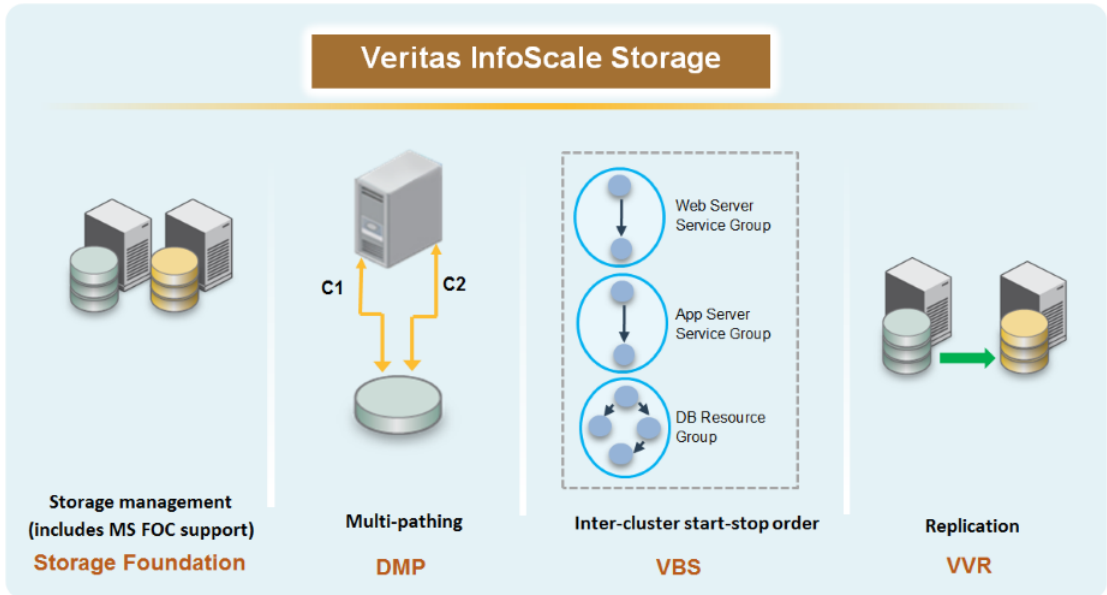
Veritas InfoScale Availability

Figure 1-3 Veritas InfoScale Availability components



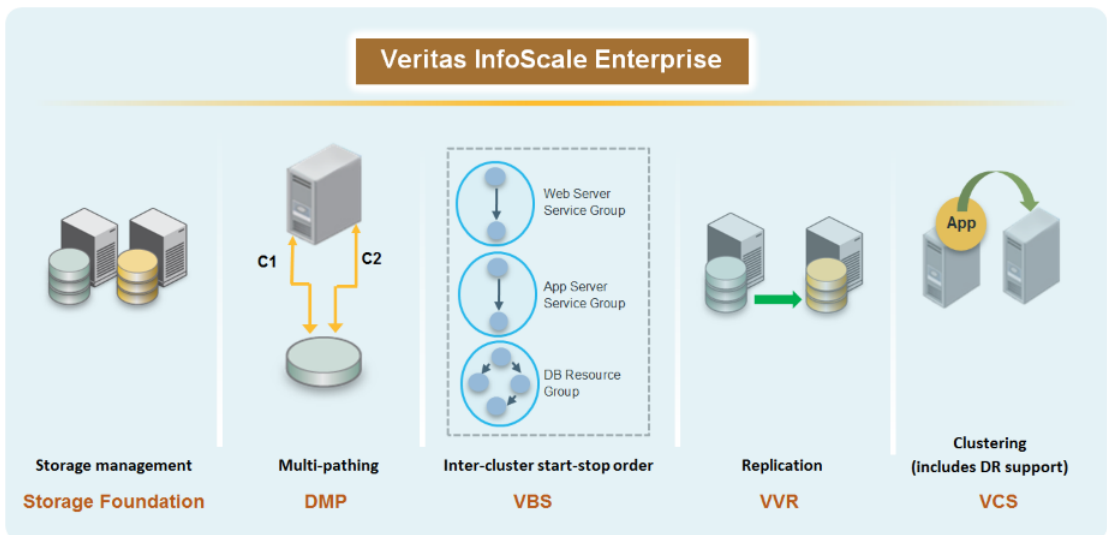
Veritas InfoScale Storage

Figure 1-4 Veritas InfoScale Storage components



Veritas InfoScale Enterprise

Figure 1-5 Veritas InfoScale Enterprise components



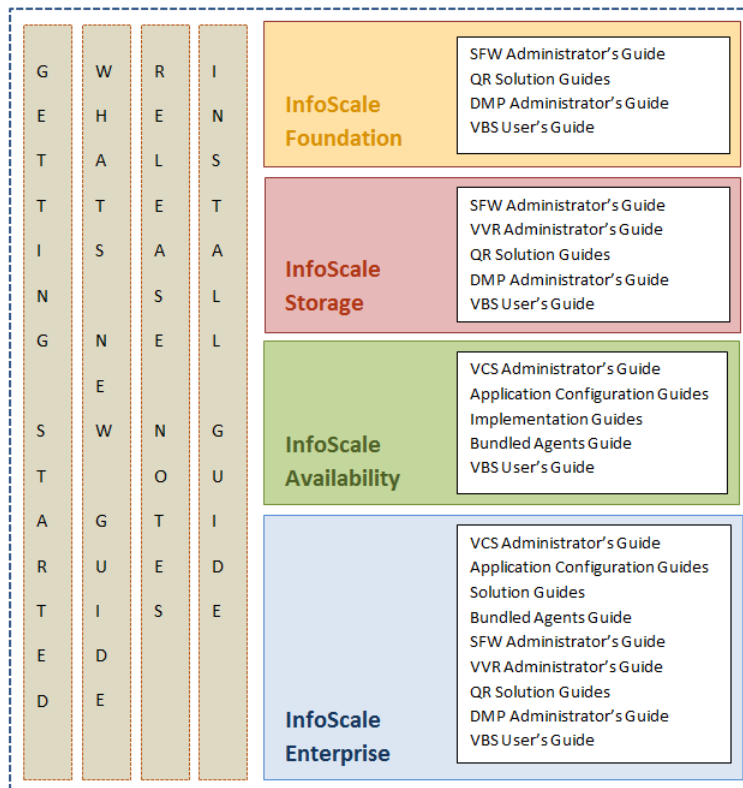
Changes to the product documentation

The following changes have been made to the product documentation set:

- The Symantec Storage Foundation and High Availability Solutions product documentation comprised a product-specific (DMPW, VCS, SFW HA) install guide. Each of this install guide provides details about installing the respective product.

Now, a single install guide is available for the entire Veritas InfoScale family. This install guide provides details about installing all the InfoScale products. The rest of the product guides (administrator's guides, application configuration guides, and solutions guides) remain separate.

The following figure depicts the overall product documentation layout and provides details about the documents applicable per product.



- The *Symantec High Availability Solutions Guide for VMware* is now deprecated. This guide provided details about the application monitoring configuration in a VMware environment.

The content is now relocated as follows:

- The license management details are available in the InfoScale Install Guide.
- The administering application monitoring details are available in the respective application configuration guide.

Note: The product installation (through VMware vSphere Client menu) details are now not applicable. This install method has been deprecated.

- The Symantec High Availability Console product guides (Installation and Upgrade Guide and Release Notes) are not available with the InfoScale product package. These guides are available with the Console install package at the following location:
<https://fileconnect.symantec.com>
 The guides can also be downloaded from the SORT website:
<https://sort.symantec.com>
- The document title for the guide that provides details about configuring Custom Application in a VMware environment is now changed to *Cluster Server Configuration Guide for Custom Application*. This guide was earlier named as *Symantec High Availability Solution Guide for Custom Application in VMware Environment*.

Changes to the packaging of Dynamic Multi-Pathing for Windows and Virtual Business Service

Dynamic Multi-Pathing for Windows (DMPW) and Virtual Business Service (VBS) are not available as separate products.

These products are now available by default as part of the following InfoScale products:

Table 1-2 Packaging changes for DMP and VBS

Existing product	InfoScale Foundation	InfoScale Availability	InfoScale Storage	InfoScale Enterprise
DMPW	✓	X	✓	✓
VBS	✓	✓	✓	✓

Changes to the user-selectable product installation options

The following Storage Foundation and High Availability Solutions features were available as user-selectable options during the product installation, on the System Selection panel:

- FlashSnap
- Replace Disk Management Snap-in with SFW VEA GUI
- Volume Replicator (VVR)
- Fast failover
- Global Cluster Option
- Microsoft Failover Cluster
- DMP Device Specific Modules (DSMs)

Now, while installing the InfoScale products only the following features are available as user-selectable options:

- DMP DSMs
- Microsoft Failover Cluster

The rest of the features are available by default.

The following table lists the user-selectable product options and the corresponding InfoScale product with which they can be installed:

Table 1-3 InfoScale products and user-selectable product options

Product options	InfoScale Foundation	InfoScale Availability	InfoScale Storage	InfoScale Enterprise
Microsoft Failover Cluster	X	X	✓	X
DMP DSMs	✓	X	✓	✓

The following table lists the product options and the corresponding InfoScale product with which they are available by default.

Table 1-4 InfoScale products and default product options

Product options	InfoScale Foundation	InfoScale Availability	InfoScale Storage	InfoScale Enterprise
FlashSnap	X	X	✓	✓
Replace Disk Management Snap-in with SFW VEA GUI	✓	X	✓	✓

Table 1-4 InfoScale products and default product options (*continued*)

Product options	InfoScale Foundation	InfoScale Availability	InfoScale Storage	InfoScale Enterprise
Volume Replicator (VVR)	X	X	✓	✓
Fast failover	X	X	✓	✓
Global Cluster Option	X	✓	X	✓

The following figures depict the old-to-new product-wise changes in the user-selectable options:

Figure 1-6 SFW-to-InfoScale Storage and InfoScale Foundation user-selectable option changes

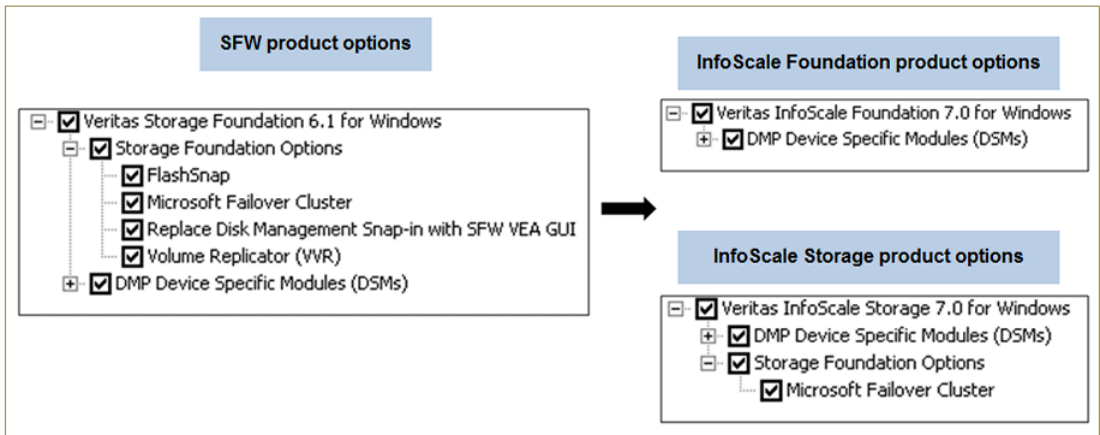


Figure 1-7 VCS-to-InfoScale Availability user-selectable option changes

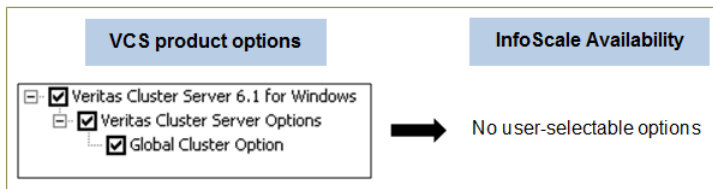
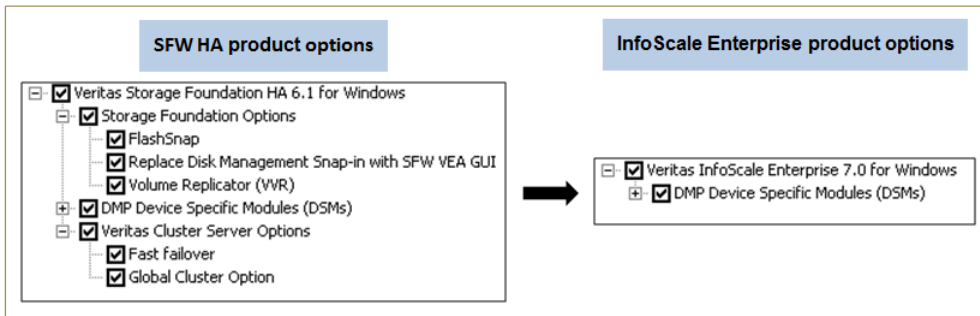


Figure 1-8 SFW HA-to-InfoScale Enterprise user-selectable option changes



Changes to the packaging of Symantec High Availability Console

The Symantec High Availability Console and its product guides (Installation and Upgrade Guide and Release Notes) are not available with the InfoScale product package. To install Console, you must separately download its installation package from the following location:

<https://fileconnect.symantec.com>

The Console product guides are available with the Console install package and can also be downloaded from the SORT website:

<https://sort.symantec.com>

Note: The Symantec High Availability Console is not updated for this release. To install Console, you must use the Symantec High Availability Console 6.2.

The Console will be deprecated in the next release of Veritas InfoScale.

Deprecated product installation method

The product installation in a VMware environment, using the VMware vSphere Client-integrated menu is now deprecated.

If you install Symantec High Availability Console, a product installation option appears in the context menu. However, you cannot install the InfoScale products using this option. The installation wizard does not list the InfoScale products on the Product Selection page.

Wizard-based rolling upgrade not available

The wizard that was used to upgrade VCS, in a rolling upgrade manner is not available.

That wizard upgraded the passive nodes first, failed over service groups to the upgraded nodes, and then upgraded the active nodes.

Now, to upgrade VCS, you need to bring the application service groups offline on all the cluster nodes. Then, run the product installation wizard to begin the upgrade.

For details, refer to the *Veritas InfoScale Installation and Upgrade Guide*.

Changes to the client-only installation

The product installation wizard and the CLI do not support client-only installation.

If you want to install the clients only, you must download the client installation package from the SORT website:

<https://sort.symantec.com>

Rollback support not available

The Symantec Storage Foundation and High Availability products included support to perform a rollback from the upgraded version to the original version. The rollback process allowed you to revert back to its earlier installation and restore the configuration and tunable parameters.

The InfoScale products (7.0 release for Symantec Storage Foundation and High Availability products with new packaging) do not support the rollback process. If you upgrade to an InfoScale product, you cannot revert back to its earlier installation and restore the configuration. In this case, you must uninstall the InfoScale product and then install the previous version of the product.

Support for InfoScale Availability and InfoScale Storage co-existence

To use SFW for storage management and VCS for high availability, the Storage Foundation and High Availability Solution did not support the co-existence of VCSW and SFW. In this case, you were required to install SFW HA.

With the InfoScale products, VCSW and SFW are respectively installed as part of InfoScale Availability and InfoScale Storage installation. You can install these InfoScale products on a system where either of it is already installed. This capability provides support for co-existence of VCSW and SFW.

Notes:

The following limitations apply in case of this co-existence scenario:

- If Keyless licensing type is selected during the product installation, checks performed to monitor the number of days of product installation are based on the SFW component. As a result, if you do not enter a valid license key or do not add the host as a managed host within 60 days of InfoScale Storage installation, a non-compliance error is logged every 4 hrs in the Event Viewer.
- After InfoScale Storage is installed, the VCS configuration wizards discover only SFW dynamic disks for configuring storage resources in an application service group. If you have already configured NetApp or native disk (LDM) resources, you can continue to use them. However, you cannot add or remove any of these resources using the VCS configuration wizards. Then, you must manually modify the service group to add or delete the NetApp or LDM resources.

Support for client-only upgrade not available

If you had installed the SFW or VCS clients only, you cannot upgrade them to the current version. To install the latest version of clients-only, uninstall its earlier version and then install the current version.

For details about installing the clients only, refer to *Veritas InfoScale™ Installation and Upgrade Guide*.